



CSSR & SRRM DEGREE & PG COLLEGE

—GATEWAY TO EDUCATION—

Accredited by NAAC with A Grade

13/521, Reddy Colony, Kamalapuram-516 289, Kadapa Dist. A.P.

(Affiliated to Yogi Vemana University & Recognized Under 2(f) & 12(B) of UGC Act 1956)

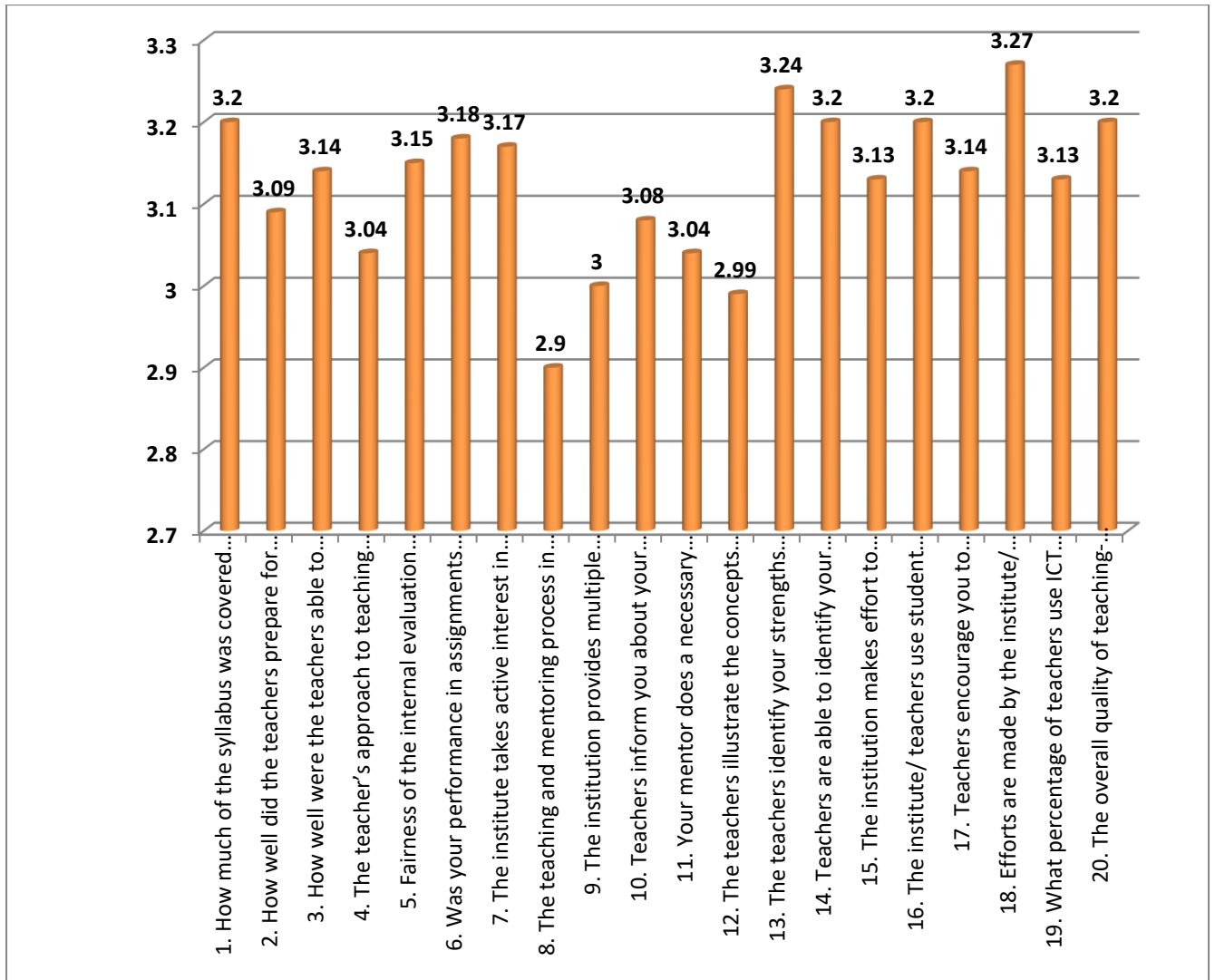
cssrandsrrmde@gmail.com www.cssrandsrrmde.org www.cssrandsrrm.in Ph : 08563 274373

STUDENT SATISFACTION SURVEY (SSS) -2023-2024

STUDENT SATISFACTION SURVEY (SSS) SCORE

Sl.No	Questions	Average Score
1	How much of the syllabus was covered in the class?	3.20
2	How well did the teachers prepare for the classes?	3.09
3	How well were the teachers able to communicate?	3.14
4	The teacher's approach to teaching can best be described as	3.04
5	Fairness of the internal evaluation process by the teachers.	3.15
6	Was your performance in assignments discussed with you?	3.18
7	The institute takes active interest in promoting internship, student exchange, field visit opportunities for students.	3.17
8	The teaching and mentoring process in your institution facilitates you in cognitive, social and emotional growth.	2.90
9	The institution provides multiple opportunities to learn and grow.	3.00
10	Teachers inform you about your expected competencies, course outcomes and programme outcomes.	3.08
11	Your mentor does a necessary follow-up with an assigned task to you.	3.04
12	The teachers illustrate the concepts through examples and applications.	2.99
13	The teachers identify your strengths and encourage you with providing right level of challenges.	3.24
14	Teachers are able to identify your weaknesses and help you to overcome them.	3.20
15	The institution makes effort to engage students in the monitoring, review and continuous quality improvement of the teaching learning process.	3.13
16	The institute/ teachers use student centric methods, such as experiential learning, participative learning and problem-solving methodologies for enhancing learning experiences.	3.2
17	Teachers encourage you to participate in extracurricular activities.	3.14
18	Efforts are made by the institute/ teachers to inculcate soft skills, life skills and employability skills to make you ready for the world of work.	3.27
19	What percentage of teachers use ICT tools such as LCD projector, Multimedia, etc. while teaching.	3.13
20	The overall quality of teaching-learning process in your institute is very good.	3.20


STUDENT SATISFACTION SURVEY (SSS) 2023-2024



STUDENT SATISFACTION SURVEY (SSS) – 2023-2024

Sl. No.	Questions	Response					Total
		0	1	2	3	4	
1	How much of the syllabus was covered in the class?	3	2	11	40	44	100
2	How well did the teachers prepare for the classes?	3	1	10	56	30	100
3	How well were the teachers able to communicate?	4	5	18	19	54	100
4	The teacher's approach to teaching can best be described as	3	2	15	47	33	100
5	Fairness of the internal evaluation process by the teachers.	6	1	16	25	52	100
6	Was your performance in assignments discussed with you?	5	1	17	26	51	100
7	The institute takes active interest in promoting internship, student exchange, field visit opportunities for students.	5	3	23	8	61	100
8	The teaching and mentoring process in your institution facilitates you in cognitive, social and emotional growth.	4	2	13	62	19	100
9	The institution provides multiple opportunities to learn and grow.	2	7	9	53	29	100
10	Teachers inform you about your expected competencies, course outcomes and programme outcomes.	8	4	12	27	49	100
11	Your mentor does a necessary follow-up with an assigned task to you.	5	8	14	24	49	100
12	The teachers illustrate the concepts through examples and applications.	7	8	14	23	48	100
13	The teachers identify your strengths and encourage you with providing right level of challenges.	5	5	3	31	56	100
14	Teachers are able to identify your weaknesses and help you to overcome them.	5	4	8	31	52	100
15	The institution makes effort to engage students in the monitoring, review and continuous quality improvement of the teaching learning process.	1	5	10	50	34	100
16	The institute/ teachers use student centric methods, such as experiential learning, participative learning and problem-solving methodologies for enhancing learning experiences.	3	3	6	48	40	100
17	Teachers encourage you to participate in extracurricular activities.	4	4	11	34	47	100
18	Efforts are made by the institute/ teachers to inculcate soft skills, life skills and employability skills to make you ready for the world of work.	5	5	4	30	56	100
19	What percentage of teachers use ICT tools such as LCD projector, Multimedia, etc. while teaching.	7	1	11	33	48	100
20	The overall quality of teaching-learning process in your institute is very good.	6	0	10	39	45	100
	TOTAL	91	71	235	706	897	2000
	%	4.55	3.55	11.75	35.3	44.85	100

Note: Online SSS Survey 2023-24

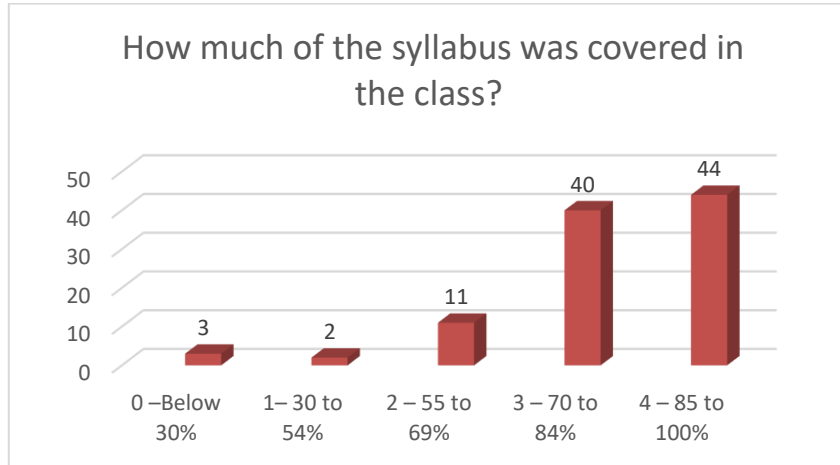

 Principal
 Sri C V Rajagopala Reddy
 PRINCIPAL
 CSSR & SRRM DECREE & PG COLLEGE
 KAMALAPURAM,
 Y.S.R. Kadapa Dist.

CHART

STUDENT SATISFACTION SURVEY (SSS) – 2023-24

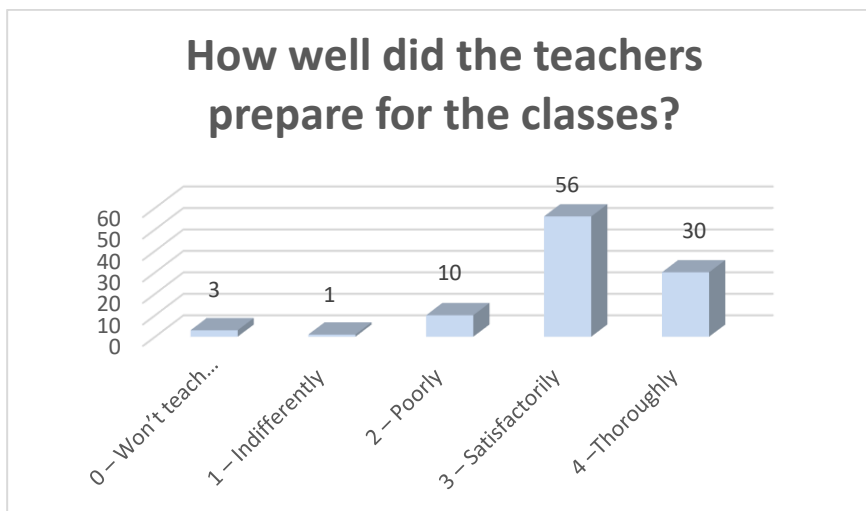
1. How much of the syllabus was covered in the class?

How much of the syllabus was covered in the class?	0 –Below 30%	1– 30 to 54%	2 – 55 to 69%	3 – 70 to 84%	4 – 85 to 100%
		3	2	11	40



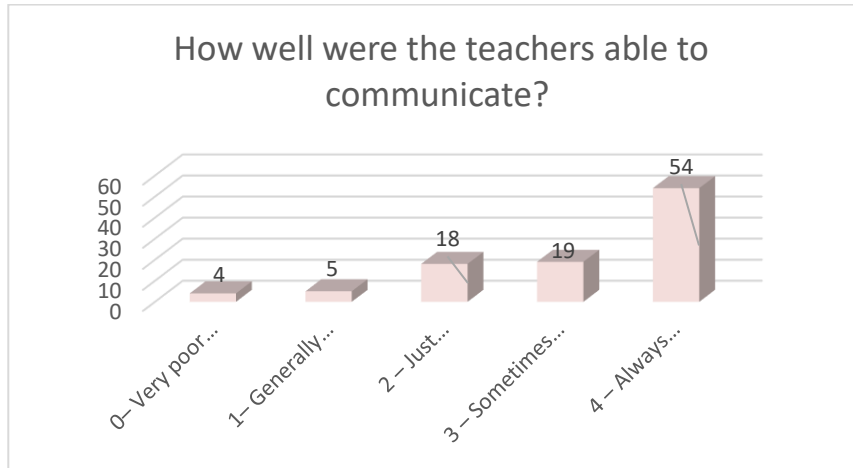
2. How well did the teachers prepare for the classes?

How well did the teachers prepare for the classes?	0 – Won't teach at all	1 – Indifferen tly	2 – Poorly	3 – Satisfa ctorily	4 – Thoroughl y
		3	1	10	56



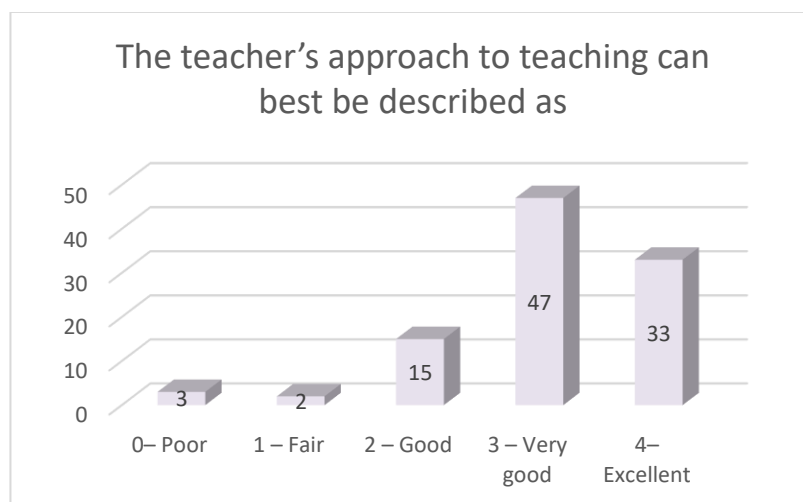
3. How well were the teachers able to communicate?

How well were the teachers able to communicate?	0– Very poor communication	1– Generally ineffective	2 – Just satisfactorily	3 – Sometimes effective	4 – Always effective
		4	5	18	19



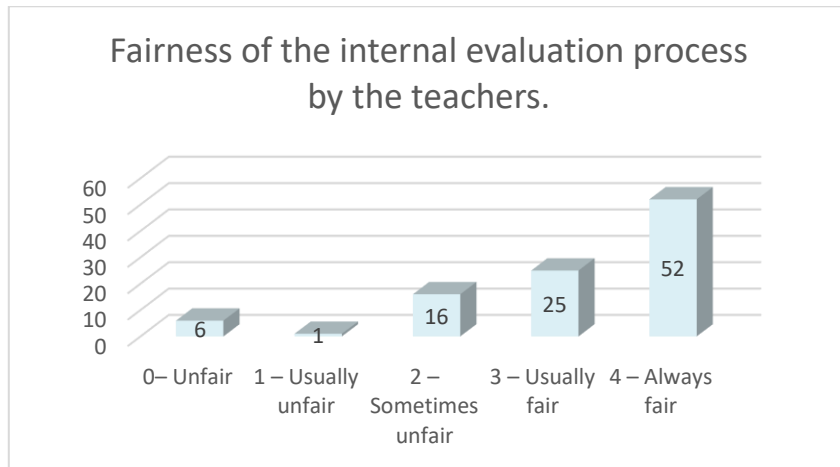
4. The teacher's approach to teaching can best be described as

The teacher's approach to teaching can best be described as	0– Poor	1 – Fair	2 – Good	3 – Very good	4– Excellent
		3	2	15	47



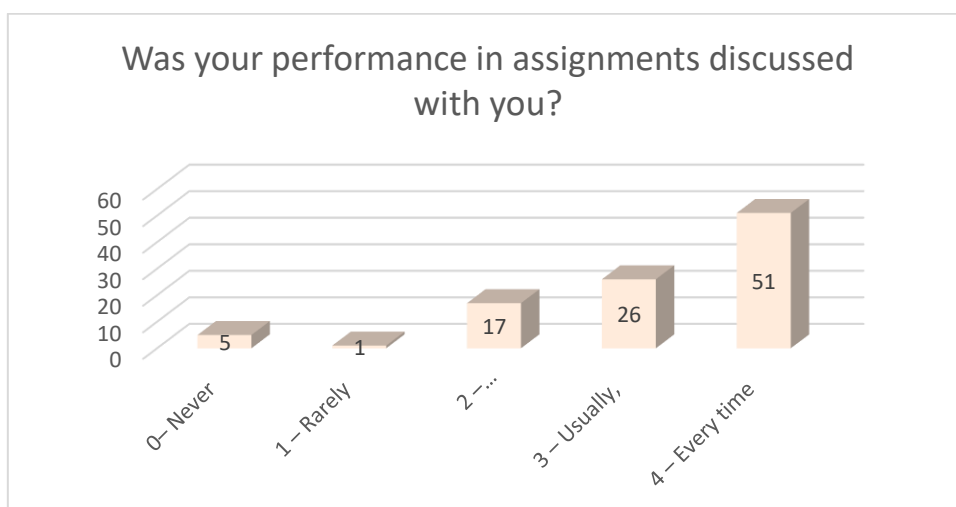
5. Fairness of the internal evaluation process by the teachers.

Fairness of the internal evaluation process by the teachers.	0– Unfair	1 – Usually unfair	2 – Sometimes unfair	3 – Usually fair	4 – Always fair
	6	1	16	25	52



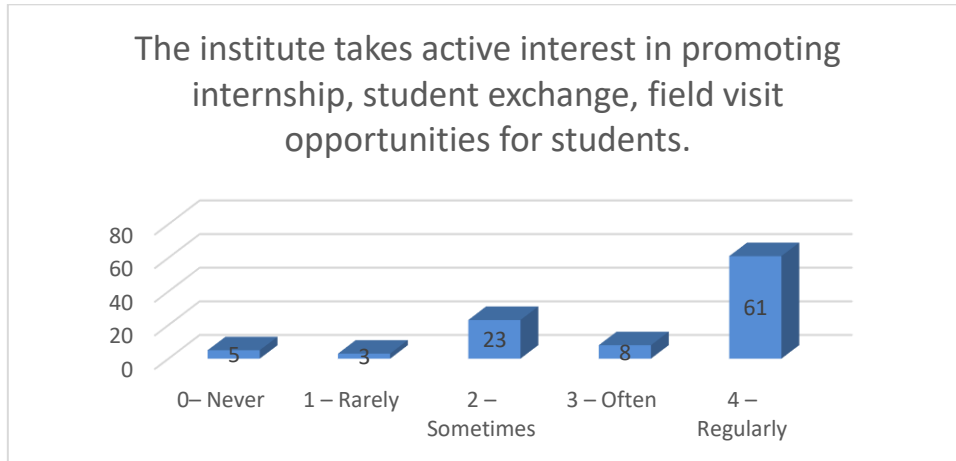
6. Was your performance in assignments discussed with you?

Was your performance in assignments discussed with you?	0– Never	1 – Rarely	2 – Occasionally /Some times	3 – Usually	4 – Every time
	5	1	17	26	51



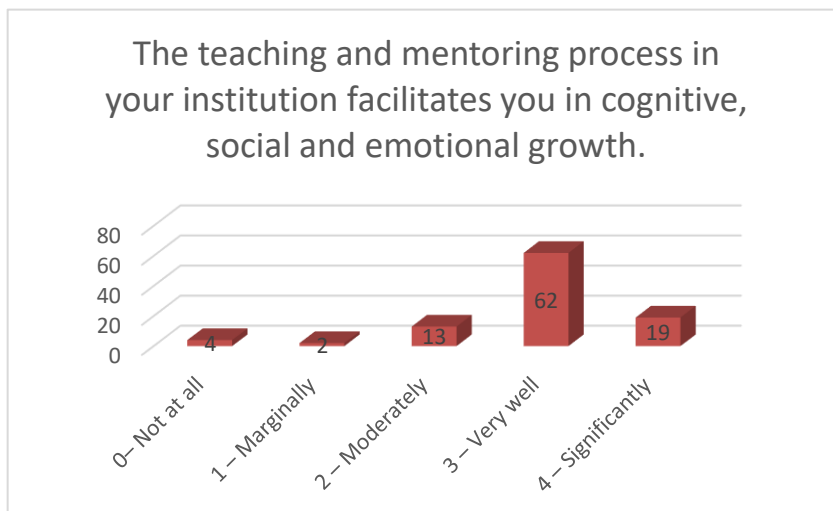
7. The institute takes active interest in promoting internship, student exchange, field visit opportunities for students.

The institute takes active interest in promoting internship, student exchange, field visit opportunities for students.	0– Never	1 – Rarely	2 – Sometimes	3 – Often	4 – Regularly
	5	3	23	8	61



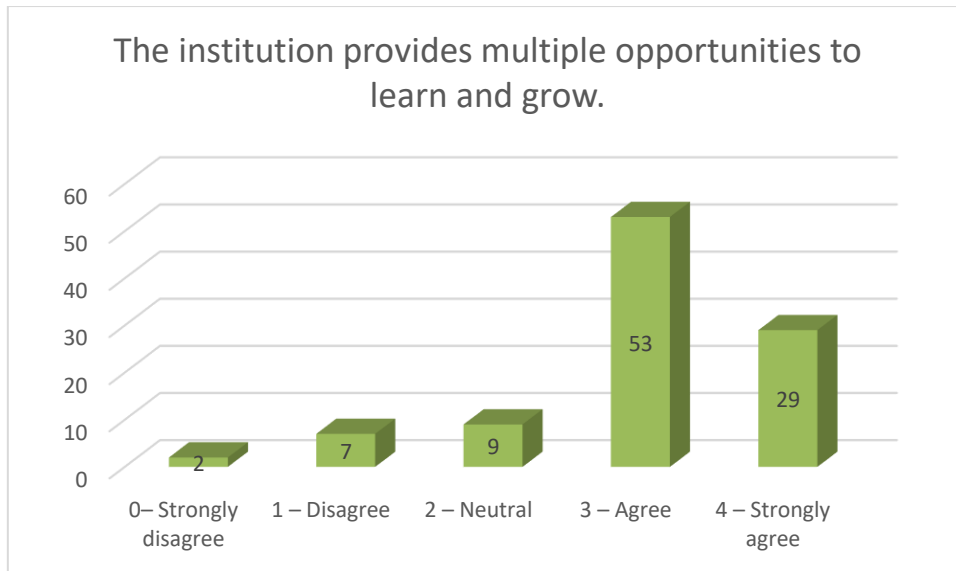
8. The teaching and mentoring process in your institution facilitates you in cognitive, social and emotional growth.

The teaching and mentoring process in your institution facilitates you in cognitive, social and emotional growth.	0– Not at all	1 – Marginally	2 – Moderately	3 – Very well	4 – Significantly
	4	2	13	62	19



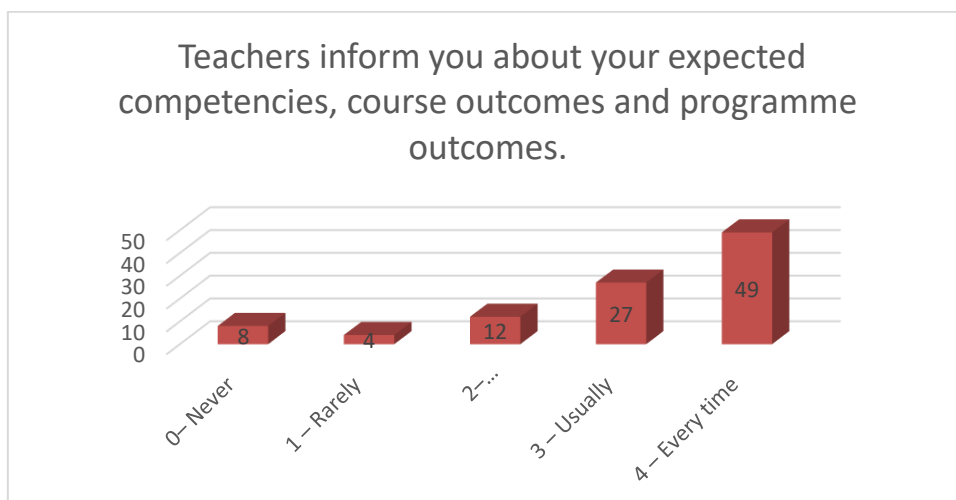
9. The institution provides multiple opportunities to learn and grow.

The institution provides multiple opportunities to learn and grow.	0– Strongly disagree	1 – Disagree	2 – Neutral	3 – Agree	4 – Strongly agree
	2	7	9	53	29



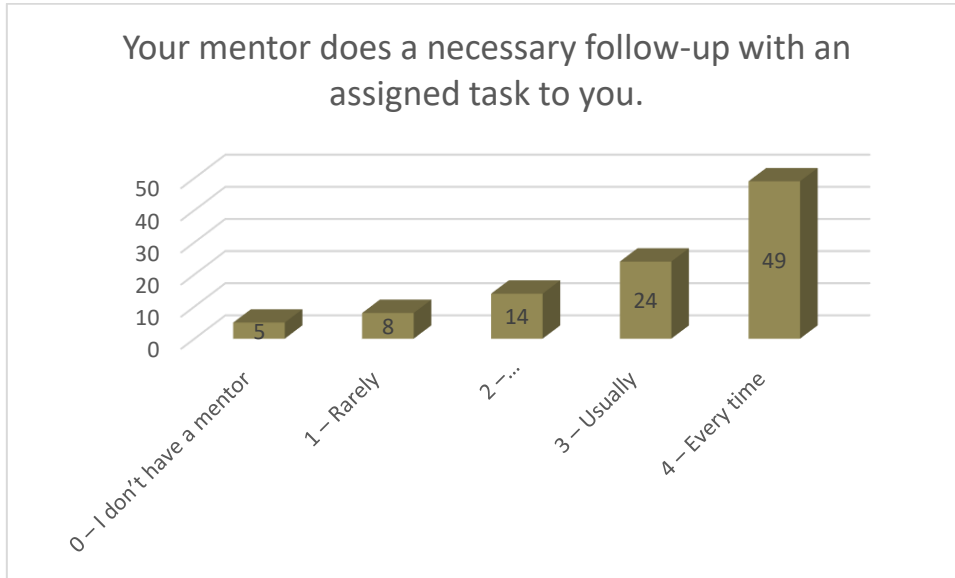
10. Teachers inform you about your expected competencies, course outcomes and programme outcomes.

Teachers inform you about your expected competencies, course outcomes and programme outcomes.	0– Never	1 – Rarely	2– Occasionally /Some times	3 – Usually	4 – Every time
	8	4	12	27	49



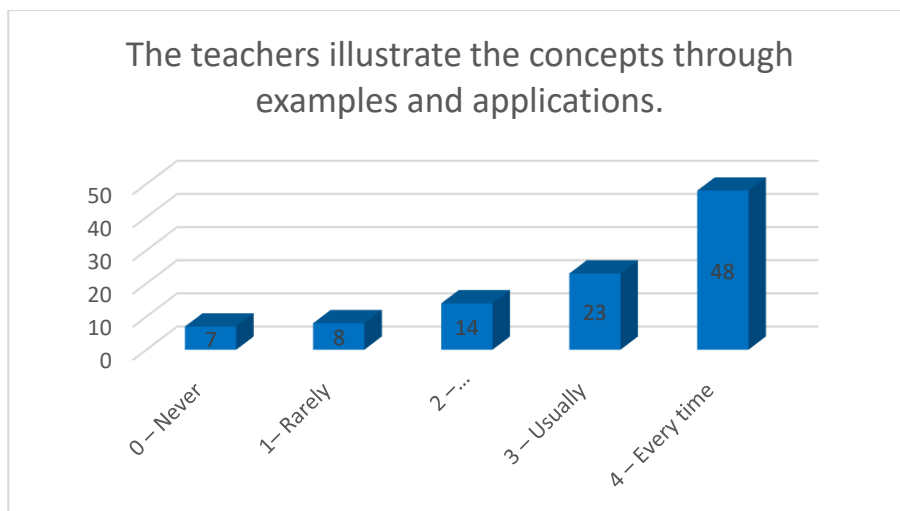
11. Your mentor does a necessary follow-up with an assigned task to you.

Your mentor does a necessary follow-up with an assigned task to you.	0 – I don't have a mentor	1 – Rarely	2 – Occasionally /Some times	3 – Usually	4 – Every time
	5	8	14	24	49



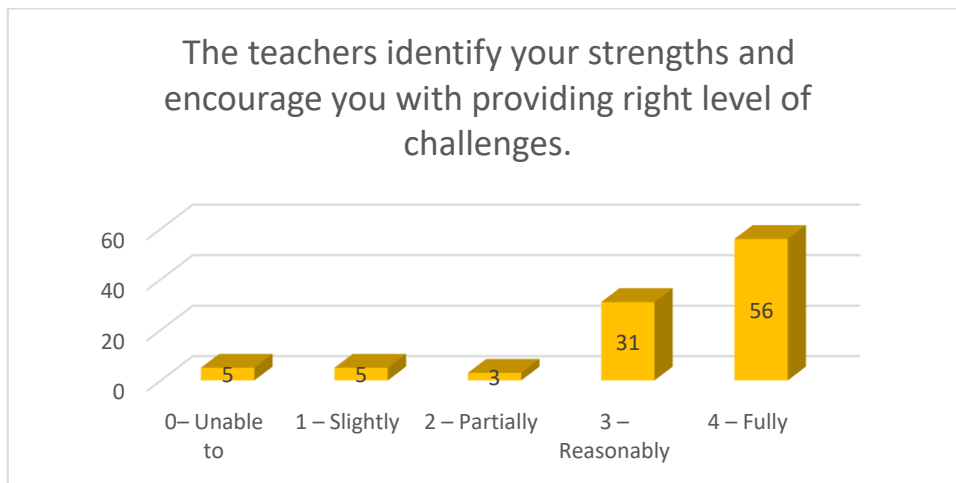
12. The teachers illustrate the concepts through examples and applications.

The teachers illustrate the concepts through examples and applications.	0 – Never	1 – Rarely	2 – Occasionally /Some times	3 – Usually	4 – Every time
	7	8	14	23	48



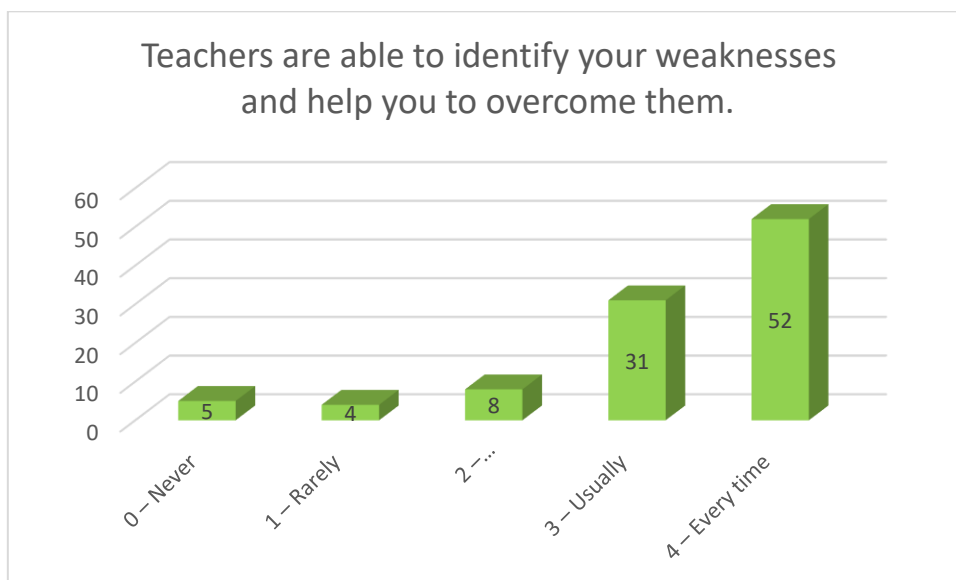
13. The teachers identify your strengths and encourage you with providing right level of challenges.

The teachers identify your strengths and encourage you with providing right level of challenges.	0– Unable to	1 – Slightly	2 – Partially	3 – Reasonably	4 – Fully
	5	5	3	31	56



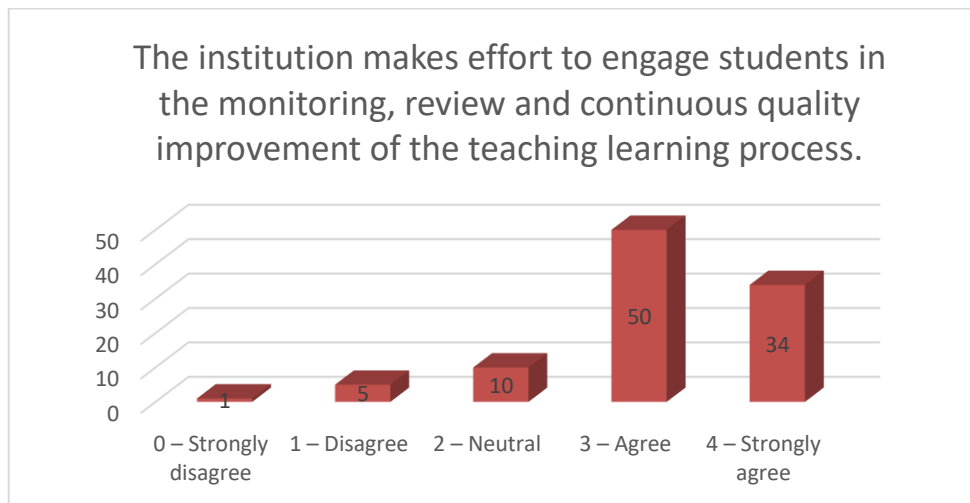
14. Teachers are able to identify your weaknesses and help you to overcome them.

Teachers are able to identify your weaknesses and help you to overcome them.	0 – Never	1 – Rarely	2 – Occasionally /Some times	3 – Usually	4 – Every time
	5	4	8	31	52



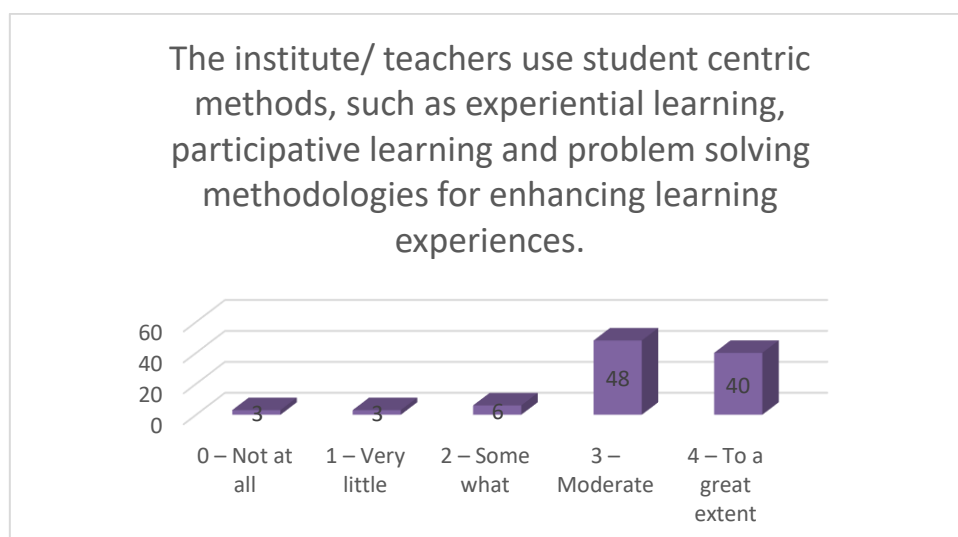
15. The institution makes effort to engage students in the monitoring, review and continuous quality improvement of the teaching learning process.

The institution makes effort to engage students in the monitoring, review and continuous quality improvement of the teaching learning process.	0 – Strongly disagree	1 – Disagree	2 – Neutral	3 – Agree	4 – Strongly agree
	1	5	10	50	34



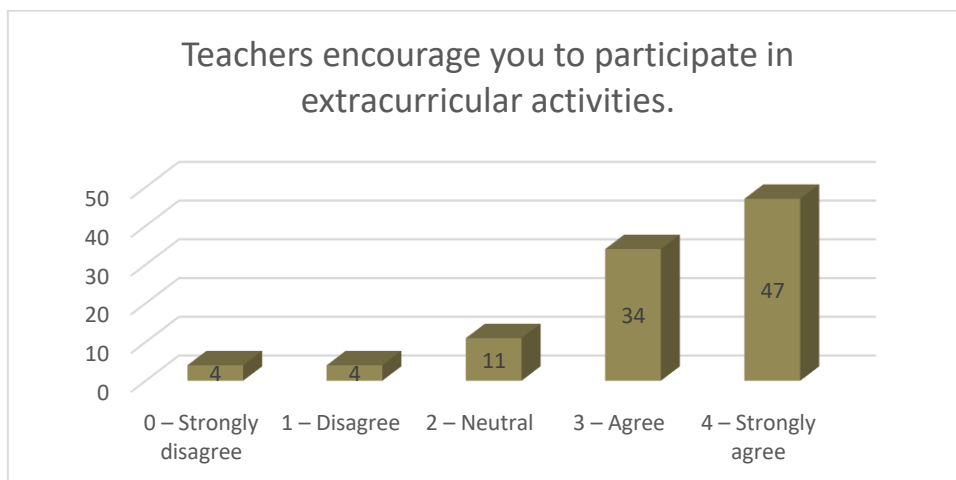
16. The institute/ teachers use student centric methods, such as experiential learning, participative learning and problem-solving methodologies for enhancing learning experiences.

The institute/ teachers use student centric methods, such as experiential learning, participative learning and problem-solving methodologies for enhancing learning experiences.	0 – Not at all	1 – Very little	2 – Some what	3 – Moderate	4 – To a great extent
	3	3	6	48	40



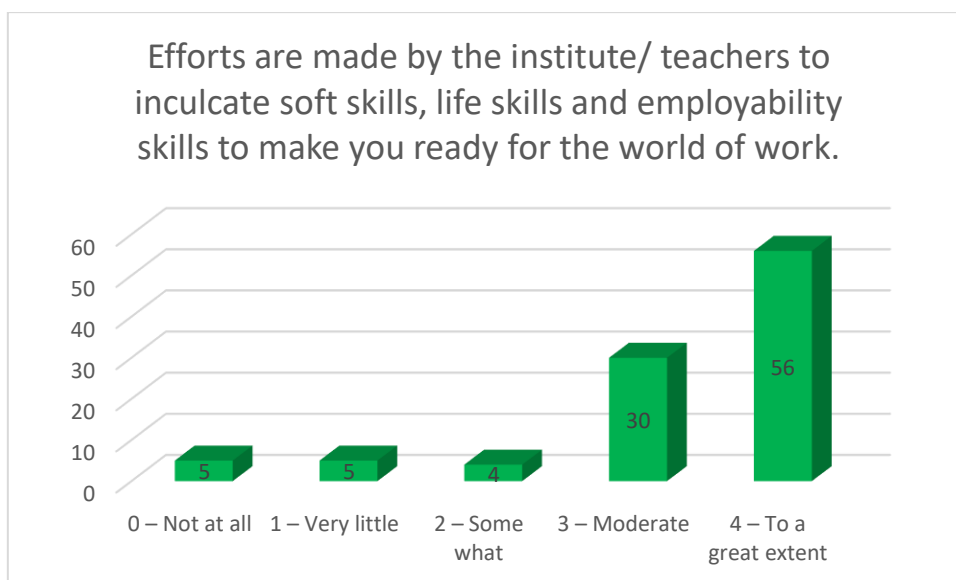
17. Teachers encourage you to participate in extracurricular activities.

Teachers encourage you to participate in extracurricular activities.	0 – Strongly disagree	1 – Disagree	2 – Neutral	3 – Agree	4 – Strongly agree
	4	4	11	34	47



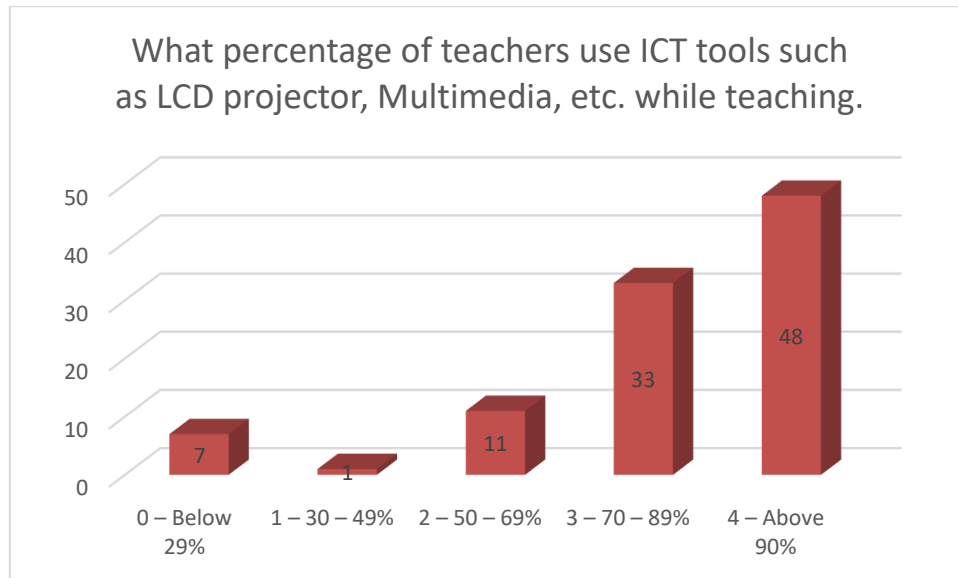
18. Efforts are made by the institute/ teachers to inculcate soft skills, life skills and employability

Efforts are made by the institute/ teachers to inculcate soft skills, life skills and employability skills to make you ready for the world of work.	0 – Not at all	1 – Very little	2 – Some what	3 – Moderate	4 – To a great extent
	5	5	4	30	56



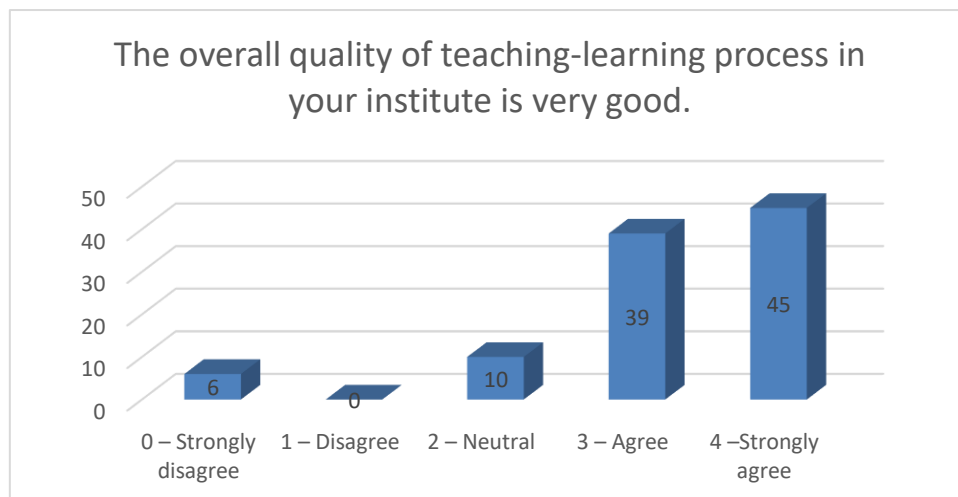
19. What percentage of teachers use ICT tools such as LCD projector, Multimedia, etc. while teaching.

What percentage of teachers use ICT tools such as LCD projector, Multimedia, etc. while teaching.	0 – Below 29%	1 – 30 – 49%	2 – 50 – 69%	3 – 70 – 89%	4 – Above 90%
		7	1	11	33

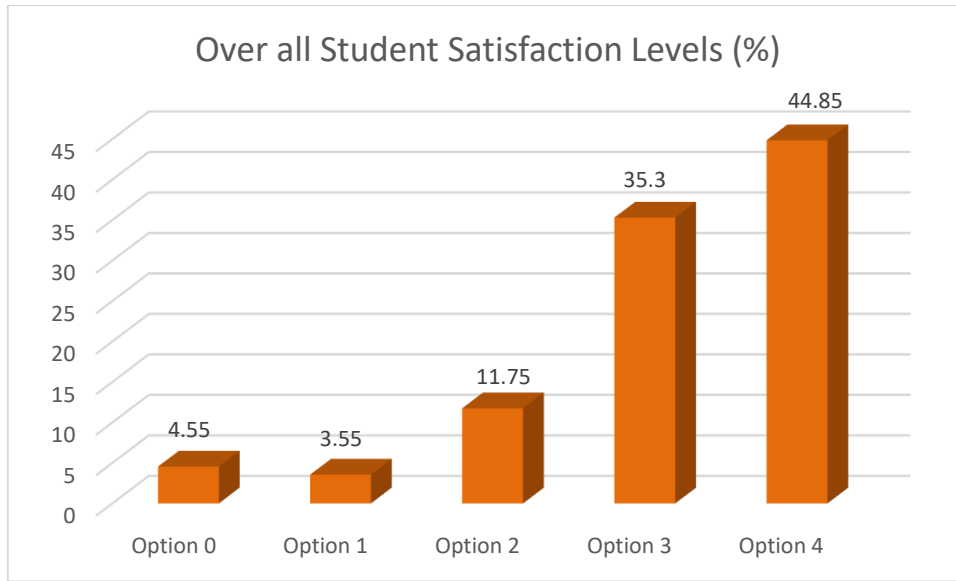


20. The overall quality of teaching-learning process in your institute is very good.

The overall quality of teaching-learning process in your institute is very good.	0 – Strongly disagree	1 – Disagree	2 – Neutral	3 – Agree	4 – Strongly agree
		6	0	10	39



Over all Student Satisfaction Levels (%)	Option 0	Option 1	Option 2	Option 3	Option 4
	4.55	3.55	11.75	35.3	44.85



STUDENT SATISFACTION SURVEY 2023-2024 (Online)
QUESTIONNAIRE


GUIDELINES FOR STUDENTS:

As per the norms of the NAAC (National Assessment and Accreditation Council) a Student Satisfaction Survey is being conducted on teachers and overall institutional performance which will help to upgrade the quality of education in the institution. A student will have to respond to all the questions given in the following format with her/his sincere effort and thought. Her/his identity will not be revealed.

1	How much of the syllabus was covered in the class? 4 – 85 to 100% 3 – 70 to 84% 2 – 55 to 69% 1– 30 to 54% 0 –Below 30%
2	How well did the teachers prepare for the classes? 4 –Thoroughly 3 – Satisfactorily 2 – Poorly 1 – Indifferently 0 – Won't teach at all
3	How well were the teachers able to communicate? 4 – Always effective 3 – Sometimes effective 2 – Just satisfactorily 1– Generally ineffective 0– Very poor communication
4	The teacher's approach to teaching can best be described as 4– Excellent 3 – Very good 2 – Good 1 – Fair 0– Poor
5	Fairness of the internal evaluation process by the teachers. 4 – Always fair 3 – Usually fair 2 – Sometimes unfair 1 – Usually unfair 0– Unfair
6	Was your performance in assignments discussed with you? 4 – Every time 3 – Usually 2 – Occasionally/Sometimes 1 – Rarely 0– Never

7	<p>The institute takes active interest in promoting internship, student exchange, field visit opportunities for students.</p> <p>4 – Regularly 3 – Often 2 – Sometimes 1 – Rarely 0– Never</p>
8	<p>The teaching and mentoring process in your institution facilitates you in cognitive, social and emotional growth.</p> <p>4 – Significantly 3 – Very well 2 – Moderately 1 – Marginally 0– Not at all</p>
9	<p>The institution provides multiple opportunities to learn and grow.</p> <p>4 – Strongly agree 3 – Agree 2 – Neutral 1 – Disagree 0– Strongly disagree</p>
10	<p>Teachers inform you about your expected competencies, course outcomes and programme outcomes.</p> <p>4 – Every time 3 – Usually 2– Occasionally/Sometimes 1 – Rarely 0– Never</p>
11	<p>Your mentor does a necessary follow-up with an assigned task to you.</p> <p>4 – Every time 3 – Usually 2 – Occasionally/Sometimes 1 – Rarely 0 – I don't have a mentor</p>
12	<p>The teachers illustrate the concepts through examples and applications.</p> <p>4 – Every time 3 – Usually 2 – Occasionally/Sometimes 1– Rarely 0 – Never</p>
13	<p>The teachers identify your strengths and encourage you with providing right level of challenges.</p> <p>4 – Fully 3 – Reasonably 2 – Partially 1 – Slightly 0– Unable to</p>
14	<p>Teachers are able to identify your weaknesses and help you to overcome them.</p> <p>4 – Every time 3 – Usually 2 – Occasionally/Sometimes 1 – Rarely 0 – Never</p>

15	<p>The institution makes effort to engage students in the monitoring, review and continuous quality improvement of the teaching learning process.</p> <p>4 – Strongly agree 3 – Agree 2 – Neutral 1 – Disagree 0 – Strongly disagree</p>
16	<p>The institute/ teachers use student centric methods, such as experiential learning, participative learning and problem solving methodologies for enhancing learning experiences.</p> <p>4 – To a great extent 3 – Moderate 2 – Some what 1 – Very little 0 – Not at all</p>
17	<p>Teachers encourage you to participate in extracurricular activities.</p> <p>4 – Strongly agree 3 – Agree 2 – Neutral 1 – Disagree 0 – Strongly disagree</p>
18	<p>Efforts are made by the institute/ teachers to inculcate soft skills, life skills and employability skills to make you ready for the world of work.</p> <p>4 – To a great extent 3 – Moderate 2 – Some what 1 – Very little 0 – Not at all</p>
19	<p>What percentage of teachers use ICT tools such as LCD projector, Multimedia, etc. while teaching.</p> <p>4 – Above 90% 3 – 70 – 89% 2 – 50 – 69% 1 – 30 – 49% 0 – Below 29%</p>
20	<p>The overall quality of teaching-learning process in your institute is very good.</p> <p>4 –Strongly agree 3 – Agree 2 – Neutral 1 – Disagree 0 – Strongly disagree</p>


Principal
Sri C V Rajagopala Reddy
PRINCIPAL
CSSR & SRRM DEGREE & PG COLLEGE
KAMALAPURAM,
Y.S.R. Kadapa Dist.